







TABLE OF CONTENTS

by performance range

Masterflex® Industrial tubing pumps	Performance Ranges										Pages				
	Pressure, psig (bar)					Flow, GPM (LPM)									
	0	10	20	30	40	50	60	0	1	5		10	15	20	
 L/S® Easy-Load® II L/S® High-Performance	60 (4)					0.9 (3.4)					2-17				
 I/P® Easy-Load® I/P® High-Performance	40 (2.7)					4.5 (17)					18-29				
 B/T® Pump	20 (1.4)					12 (45)					30-35				
Ponndorf Industrial tubing pumps	Performance Ranges										Pages				
	Pressure, psig (bar)					GPM (M3/hr)									
	0	40	80	120	160	200	240	0	20	40		60	80	100	120
 PX, PD, PDX	60 (4)					55 (12.5)					36-43				
 PX2, I	60 (4)					110 (32)					36-43				
 PK	220 (15)					140 (32)					44-45				
Etatron Chemical metering pumps	Performance Ranges										Pages				
	Pressure, psig (bar)					GPD (LPH)									
	0	40	80	120	160	200	240	0	20	40		60	80	100	120
 Etatron	220 (15)					127 (20)					46-49				